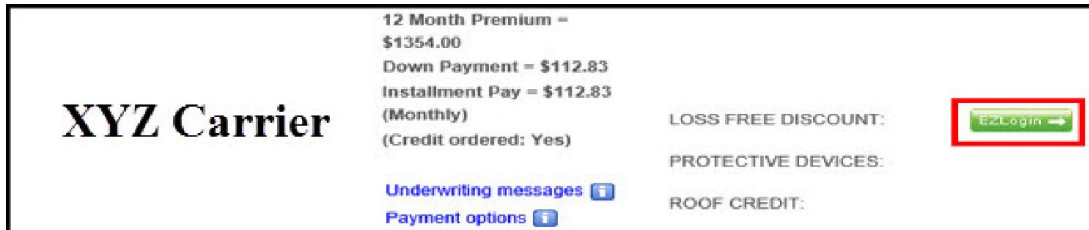


The EZPlugin/EZLogin button is a convenient way to access specific areas on the carrier sites; it is used for both EZLynx Rating Engine and Management System products.

RATING ENGINE: Once installed, every successful quote includes an EZLogin button. A user clicks the EZLogin button and is automatically logged into the carrier site and taken to the quote. This is NOT a bridging button – no bridging is required for EZLynx quoting. Quotes are available on the carrier sites as soon as a successful quote is received in EZLynx.



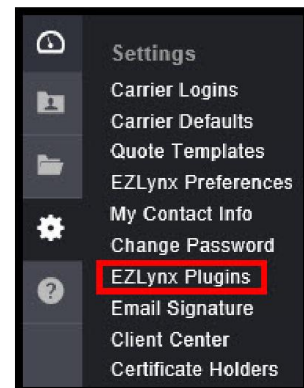
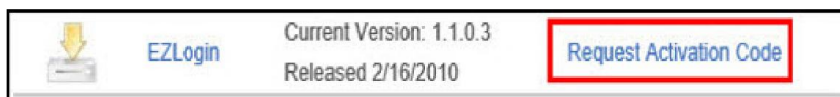
MANAGEMENT SYSTEM: Once installed, go to an applicant's Policies grid; supported carriers are displayed in blue with a grey dropdown arrow – click the arrow and select "Go to Policy, Billing or Claims". User lands on the specific area of the carrier site. A grey carrier name indicates the carrier does not currently support this feature.



INSTALLATION: The EZLogin button requires a one-time installation on each computer used to access EZLynx, and a separate installation for both Internet Explorer and Chrome browsers.

To install the EZPlugin:

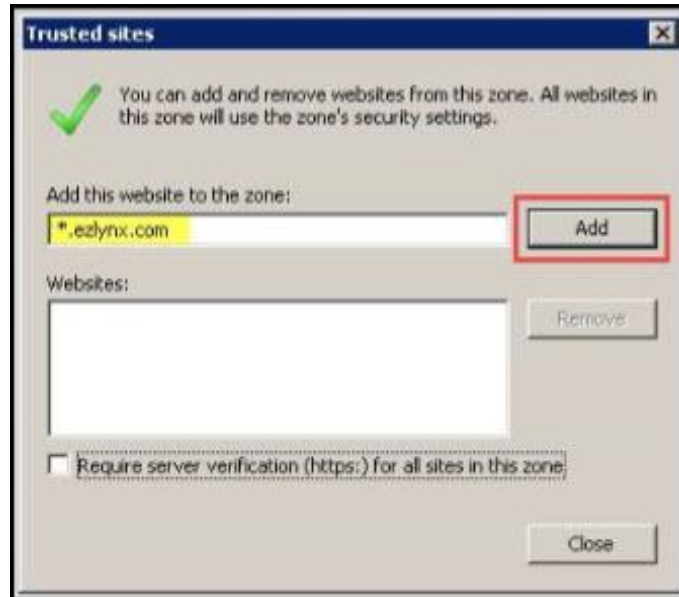
1. Hover over the Settings icon; select EZLynx Plugins.
2. At EZLogin, click "Request Activation Code". No need to copy the code.



3. Hover over the Dashboard icon, select Home Page.
4. Locate the "Installed Products" box, click install EZPlugin icon.
5. Finish installation.

The remaining steps only apply to Internet Explorer:

6. If a pop-up appears at the bottom of the screen with the message "EZPlugin add-on has been detected", select ENABLE.
7. Add EZLynx as a Trusted Site to the computer:
 - Go to Tools>Internet Options>Security Tab>Trusted Sites.
 - Click on the Sites button.
 - Add ***.ezlynx.com** as a trusted site. www.ezlynx.com isn't enough to cover all EZLynx URLs.



8. Log back into EZLynx, pull up a successful quote to see the EZLogin button to the right of each quote. If the quote says “Install the EZPlugin here”, click the link once to activate the button.

Questions? Contact support@ezlynx.com.