



What's New in EZLynx Accounting 4.17.09

October 12, 2017 Release

With the 4.17.09 release, some of our most highly requested reporting features will be here soon!

Highlights

- [EZLynx Accounting – QuickBooks Online Direct Integration](#)

EZLynx Accounting

We have continued to make improvements to the direct integration with QuickBooks Online. [Click here for the QuickBooks Online Interface Guide](#). Please contact accountingsupport@ezlynx.com if you would like assistance with this feature.

This round of EZLynx QuickBooks Online enhancements features the following improvements:

New UI for users to monitor the status of the GL interface and reprocess errors

- To access this UI, navigate to the 'EXPORT TO GL' tab in the GENERAL LEDGER section of accounting
- Here you will see a new table that allows you to monitor errors in your GL exports and view all export transactions

Transaction Date	Posting Date	Description	Type	Status	Error Message	Actions
9/13/2017	9/13/2017	EZLynx Receipt 000227 applied to Invoice 123456789 - AB	Journal Entry	Error	Unauthorized-401	Reprocess Delete
9/13/2017	9/13/2017	EZLynx Receipt 000227 applied to Invoice 123456789 - AB	Journal Entry	Error	Unauthorized-401	Reprocess Delete
9/13/2017	9/13/2017	EZLynx Receipt 000227 applied to Invoice 123456789 - AB	Journal Entry	Error	Unauthorized-401	Reprocess Delete
9/13/2017	9/13/2017	EZLynx Receipt 000227	Journal Entry	Error	Unauthorized-401	Reprocess Delete
9/13/2017	9/13/2017	EZLynx Receipt 000227	Journal Entry	Error	Unauthorized-401	Reprocess Delete
9/01/2017	9/13/2017	EZLynx Invoice 000148F	Journal Entry	Error	Unauthorized-401	Reprocess Delete
9/01/2017	9/13/2017	EZLynx Invoice 000148F	Journal Entry	Error	Unauthorized-401	Reprocess Delete
9/01/2017	9/13/2017	EZLynx Invoice 000148F	Journal Entry	Error	Unauthorized-401	Reprocess Delete
9/01/2017	9/13/2017	EZLynx Invoice 000148	Journal Entry	Error	Unauthorized-401	Reprocess Delete
9/01/2017	9/13/2017	EZLynx Invoice 000148	Journal Entry	Error	Unauthorized-401	Reprocess Delete

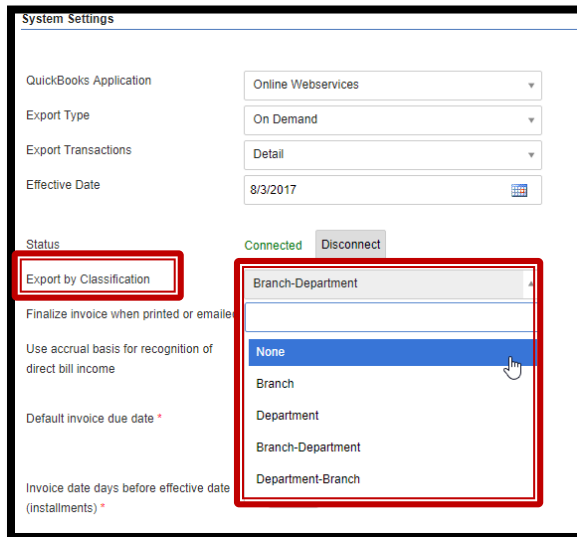
- Notice that if there are errors in exporting, you now have the option to view what the error was and REPROCESS if you choose to.

Transaction Date	Posting Date	Description	Type	Status	Error Message	Actions
9/13/2017	9/13/2017	EZLynx Receipt 000227 applied to Invoice 123456789 - AB	Journal Entry	Error	Unauthorized-401	Reprocess Delete
		TPA-1534-Revently-AR Receipt Parent \$2,000.00				Edit
		Unapplied Cash Receipt Parent (\$2,000.00)				Edit

For all versions of QuickBooks, you can now export by Department and Branch

To set this feature for your agency:

- Navigate to the CONFIGURATION area of accounting.
- Then the SYSTEM SETTINGS tab.
- Once there, you will notice a new option called EXPORT BY CLASSIFICATION.

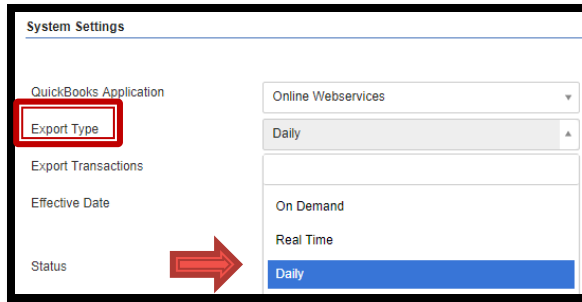


- You have 5 options to choose from when determining your export classification:
 - None: transactions will not be assigned a Class in QuickBooks
 - Branch: the QuickBooks Class will be the branch name. This replaces the “Export by Branch” checkbox.
 - Department: the QuickBooks Class will be the department name for transactions that include the department, such as postings to Income accounts. The department can be defined based on line of business in the Manage LOB area of Settings.
 - Branch-Department: the QuickBooks Class will be the branch name followed by the department name, separated by a hyphen.
 - Department-Branch: the QuickBooks Class will be the department name followed by the branch name, separated by a hyphen

For QuickBooks Online, we have also added a new EXPORT TYPE called DAILY.

This allows you to automatically schedule daily exports to QBO from EZLynx. When the DAILY export type has been select, you do not need to manually export your transactions each day.

- If Daily is selected, a scheduled process automatically posts all queued transactions for the org at 10:00 pm CT.

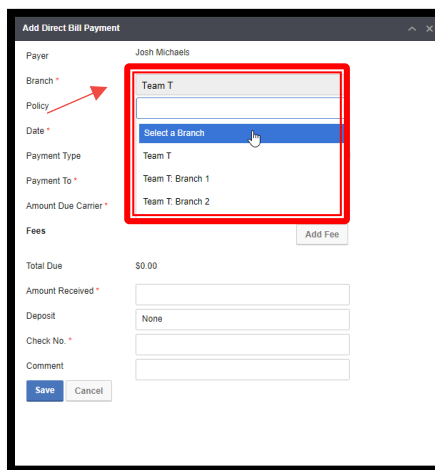


- Automatically reprocess transactions that fail due to intermittent issues on the QuickBooks servers.
- If a transaction fails because the QuickBooks servers are unavailable, EZLynx will automatically attempt to post the transaction again, up to five times. If it still fails, you can always reprocess it manually as described above.

Branch Accounting

We've made a few changes to help with transactions that span multiple branches. These enhancements allow for better usage of the branch accounting application and provide greater versatility for you, the user. The enhancements are as follows:

- You can now select the branch when adding a Direct Bill Payment.



- If a direct bill payment was entered for a receipt in a different branch, you can now unapply the receipt detail even if you aren't a user in that branch. Note: you must still have Accounting permission to the branch.
- If you create a check in your parent organization, you can now select line item details from any branches.



What's New in EZLynx Accounting 4.17.09

October 12, 2017 Release

Revised the account types for receivable and payable accounts.

In order to eliminate issues with QuickBooks falsely reporting that there were open invoices or creating extra postings to an Unapplied Cash Bill Payment Expense account, we have revised the account types of GL Accounts created in new QuickBooks installations.

- Any EZLynx receivable accounts will be created as Other Current Assets accounts in QuickBooks.
- Any EZLynx payable accounts will be created as Other Current Liabilities accounts.

You will still be able to report on these accounts as desired. If you have already enabled the QBO direct interface and are experiencing these issues, please contact accountingsupport@ezlynx.com for assistance.

Back-end performance improvements

We have implemented some back-end performance improvements to speed up the transmission of data to QuickBooks. This will provide you with greater efficiency when interacting with QBO and EZLynx.

Bugs fixes in the QuickBooks direct interface

- Bank transactions will now be sent to QBO as individual transactions to facilitate bank reconciliation.
- Resolved issues with transactions failing if the payee name or branch name included a colon.
- Checks with a negative total will now be sent as journal entries rather than giving an error.
- If you change your export from On Demand to Real Time, it will immediately send all queued transactions.
- We also resolved issue with creating transactions for Finance Company payees.

Posting Change

Finally, we have made improvements for receipt reversals and posting dates. Receipt reversal will be posted with original's transaction date, unless it is in a closed accounting period. If that date is in a closed accounting period, then the transaction date will be today.

At EZLynx, we are constantly striving to improve our product and give you a better experience. We hope these enhancements provide you with an improved workflow in the EZLynx Accounting application.

Questions?

Contact accountingsupport@ezlynx.com